



MO71 GUI Administrator for IBM MQ

Easily manage all your queue managers, on many different platforms, from one powerful and efficient tool.

MO71 is a graphical administrator for IBM® MQ which will run on Windows® or Intel® Linux®. The administrator provides a wealth of configuration and monitoring capabilities allowing you to manage all your queue managers on both distributed and z/OS® platforms from one single tool.

“We LOVE MO71! It is not simply a utility we use occasionally - it is a vital tool for administering hundreds of Mainframe and Distributed Qmgrs that we, frankly, can't live without.”

The program provides a very rich set of functions that you can perform against each of the queue managers managed.

The user can issue commands against the queue manager whether it be local to the program or on another platform (including z/OS). All IBM MQ objects can be created and managed using graphical dialogs, or, if desired, commands may also be entered in MQSC format.

Highlights

- MQ Object Configuration and Display
- Multi-Queue Manager objects in a single display
- Flexible and extensive object filtering
- MQ Event monitoring
- Web Browser Object View
- Improved wildcard handling
- Network topology display
- Trace message diagram display
- Object definition export
- Message browsing, display and formatting
- Object search and verification
- Queue Manager monitoring
- Object and Status monitoring
- Object and Status graphing
- Object name standards conformance checking
- MQ maintenance level checking
- MQ API Exerciser
- Activity Trace Viewer
- Predefined dialog views & groups
- Auto Dialog refresh
- Highlight object differences from default definition
- Single console monitor view
- Tailor the user front-end for different use patterns
- Compare definitions between two queue managers
- Synchronise definitions between two queue managers including name matching
- Single .EXE install

QMgr	Queue Name	Type	Depth	Max Dep	In	Out
NTPGC2	Q8	Local	75	75	0	0
NTPGC1	EBCDIC_BIGENDIAN	Local	47	5,000	0	0
NTPGC1	EBCDIC	Local	46	5,000	0	0
NTPGC1	Q3	Local	43	5,000	0	0
NTPGC1	Q1	Local	40	12,345	0	0
NTPGC1	Q6	Local	12	5,000	0	0
NTPGC1	CODEPAGES	Local	8	5,000	0	0
NTPGC2	Q2	Local	6	5,000	0	0
NTPGC1	Q9	Local	3	200,000	0	0
NTPGC1	Q8	Local	3	5,003	0	0
NTPGC2	Q3	Local	2	5,000	0	0
NTPGC2	paul	Local	0	5,000	0	0
NTPGC2	TEST.QM2	Local	0	5,000	0	0
NTPGC2	Q9	Local	0	5,000	0	0

Not only can you view and manipulate the objects on one queue manager, you can display objects from multiple queue managers together in one list. This can facilitate cross-cluster monitoring, dead-letter queue displays, or any time when it is more useful to see objects from multiple queue managers all in one view.

Enterprises have many queue managers with large numbers of objects such as queues and channels. MO71 provides

powerful filtering to allow you to view the specific objects you need to at any time without having to scroll through very long lists of objects. This filtering goes far beyond that which is available natively in the IBM MQ product itself.

With large numbers of queue managers it can also be difficult to keep track of maintenance levels. MO71 can help with that by automatically discovering the latest maintenance levels and highlighting queue managers that need to be upgraded.

The IBM MQ queue manager can be configured to emit different event messages. These messages are understood by the MO71 program allowing you to display fully formatted details of the errors and data emitted by the queue manager. Event monitoring rules can be configured in MO71 to capture these

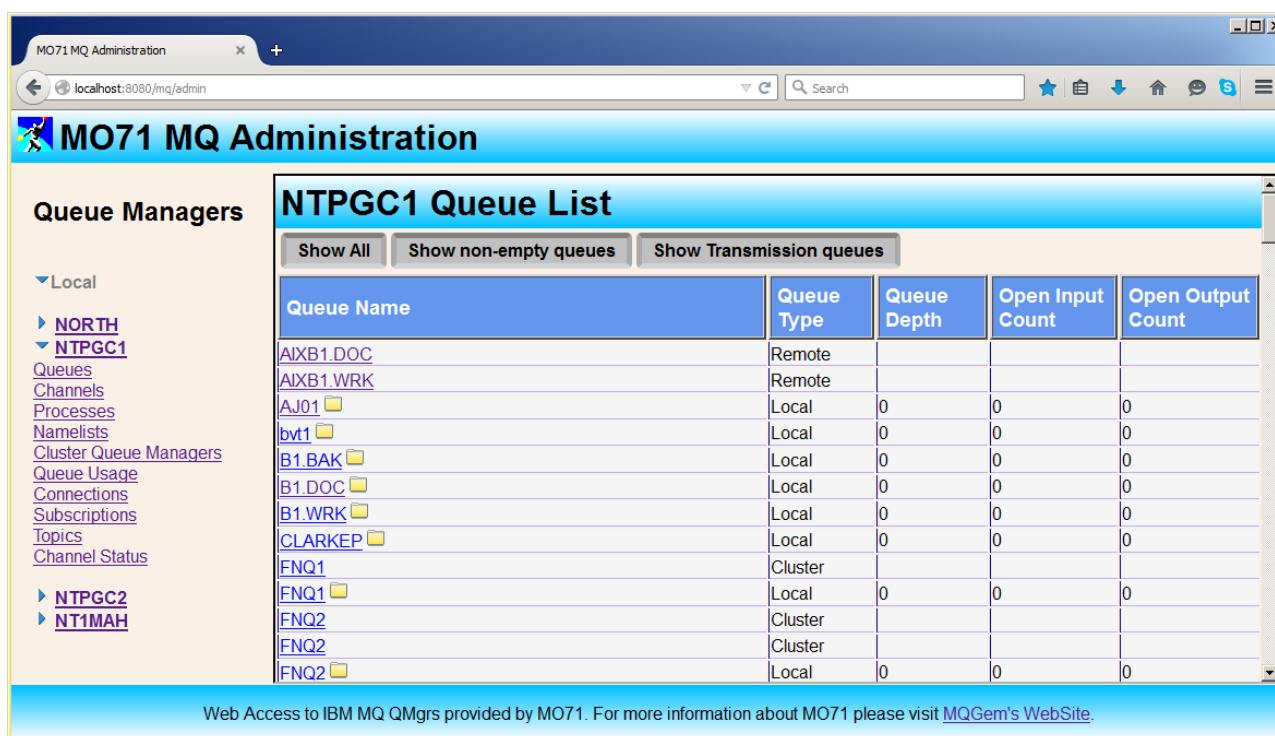
who only need some of the features. Alternatively, for those staff members who only need a read-only view of the MQ configuration, MO71 can also provide a fully customizable web browser interface to view the queue manager details.

“If you are an MQ Administrator, do yourself a favor and get MO71. You will be a better MQ Admin as a result – it makes every day MQ admin tasks so much easier. And the thing is lightning fast compared to other GUI tools.”

Use MO71 to export all your object definitions on a regular schedule so you always have a backup

of them should you need to recreate or copy a queue manager. You can view and export your object definitions taking into account the default values for attributes if you wish. It can be very useful to view objects with the places where they differ from the default object highlighted to bring it to your attention.

You can also use MO71 to compare the definitions on two queue managers that are supposed to be the same and find (and if necessary fix) any discrepancies.



events and write to a file, or send off an email to someone as a result of an event happening in the queue manager.

As a powerful tool, MO71 will have everything your MQ administrator needs in their toolbox. However, it can also be pared down to provide a basic simplified tool to developers, testers and other operation staff

This can even be done when the two queue managers use different naming conventions for their objects, for example comparing a test system with a production system. Naming conventions for your queue managers can also be configured into MO71 to warn you or even stop you from making object definitions that don't meet your convention.

While looking at messages on queues may not be your main role as an MQ administrator, there are always times when you do need to browse queues, looking at event messages, or messages that have landed up on the dead-letter queue, or any other back-out or error queues your applications may use. MO71 has a queue browser to allow you to look at messages and will format out all known message formats produced by IBM MQ. So finding that reason code in the dead-letter header is a breeze.

All object list dialogs can be filtered using basic column filters or the powerful filtering language in MO71. These filters not only reduce the display content so you are only looking at what you need to see, but the filter language can also change the display by highlighting, colouring, and flashing the cells or rows you should be most interested in. You can even add your own columns to the list with totals or counts of the other data. Dialogs can also be set up to automatically refresh so you can create a dashboard display to show the current status of anything you need to monitor.

Having designed a set of dialog windows in this way, you can save them as pre-defined dialogs and have them start up automatically every time you start the MO71 program.

The IBM MQ Trace message facility allows you to collect information about the route messages take through your system. There is a lot of data to look through to discover where you might have an issue, so instead MO71 presents the same information to you in a pictorial fashion making it much easier to digest.

IBM MQ Activity Trace is another facility for collecting information, this time about your applications. MO71 provides an interactive viewer for this data allowing you to filter the data extensively, and drill down for

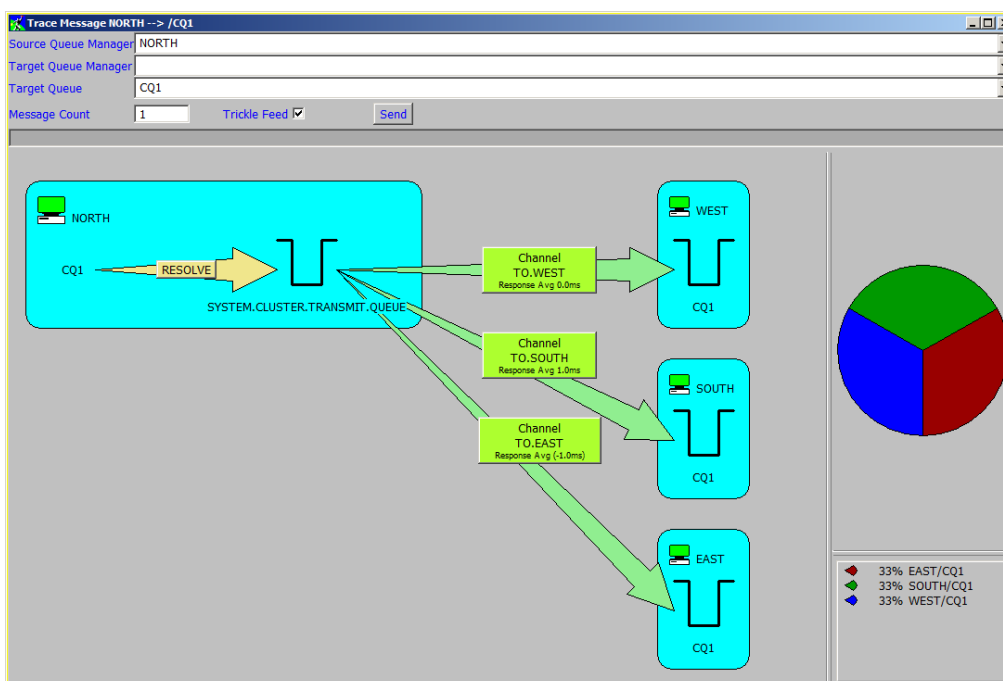
more details about each MQI call.

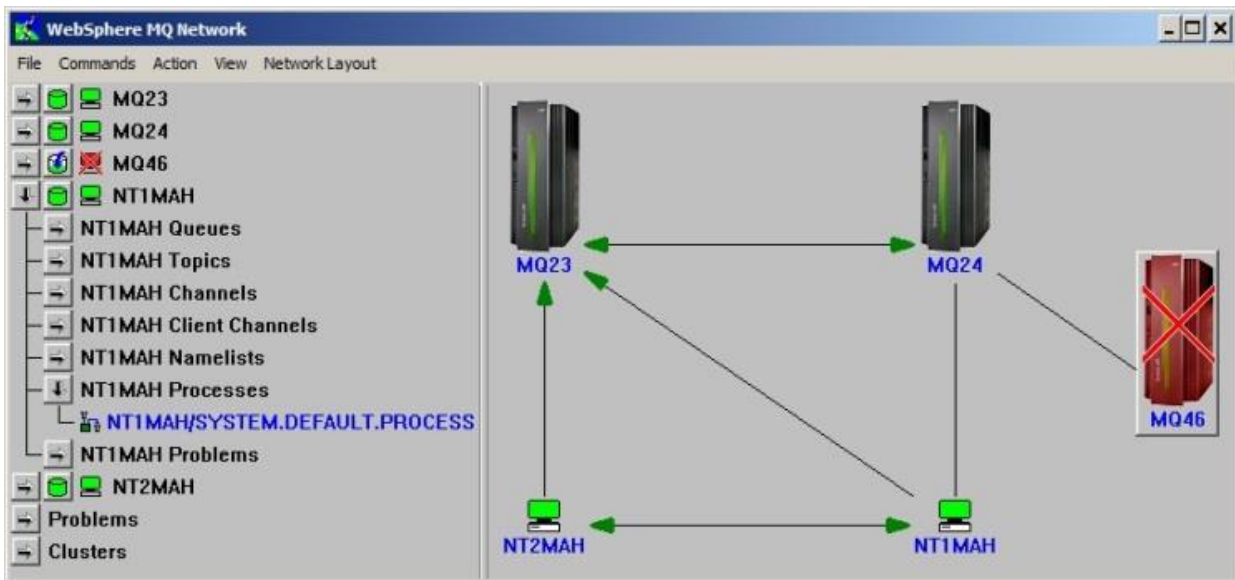
There are many object attributes in IBM MQ that

are useful to monitor; the current depth of important queues for example, or the number of bytes being transmitted by a channel. MO71 can be configured to monitor which of these you are interested in and then additionally to graph them over time so you can investigate patterns. You can graph various different attribute values against each other which may help to spot patterns where otherwise you may not have noticed any correlation.

While, as an MQ Administrator, it may not be your job to write MQ applications, you may find yourself as the help desk for your application developers. MO71 comes with an API exerciser which is invaluable for

“The Trace Route function you came up with is fantastic!!! ... incredibly versatile and easy to use. The diagram option with all of the information you can display is awesome.”





answering those left-field questions that come in about how the combination of specific open options behave, or what return code to expect when I do this, then this. Just one more tool in your MQ toolbox!

A picture is worth a thousand words, and sometimes the best way to view your queue manager topology is indeed graphical. The MO71 network display allows you to show in a graphical display how all your queue managers are connected together, which channels between them are not currently running, or indeed which queue managers are not running. You can fully configure this display by using your own icons to

“MO71 can do an awful lot more than is immediately apparent. As a number of users have commented, it’s amazing how it all fits into a single EXE that is only 2.5MB big.”

represent the queue managers in the diagram.

The network view is more than just a picture though. You can also have MO71 analyse your network of queue managers for problems such as unconnected transmission queues, or missing dead-letter queues.

With a similarly diagrammatic view, there is also an application viewer, which shows how you applications and queues are connected together. You can configure MO71 to warn when not enough instances of an application are reading from a particular queue.

Producing such a view of your system means MO71 collects data about which application are running, and

this information is also very useful for working out when a queue is no longer used.

For more information

To learn more about how the MO71 GUI Administrator for IBM MQ can help you manage and monitor your IBM MQ queue manager, contact us by email on support@mqgem.com, or visit:

www.mqgem.com/mo71.html

Try it out for free with a no-obligation, one month trial licence. Email support@mqgem.com for yours.



© Copyright MQGem Software Ltd 2016, 2018

Email support@mqgem.com
 Web www.mqgem.com
 Blog mqgem.wordpress.com
 Twitter @MQGem

IBM and z/OS are trademarks of International Business Machines Corporation in the United States, other countries or both.

Windows is a trademark of Microsoft Corporation in the United States, other countries, or both.

Intel is a trademark of Intel Corporation or its subsidiaries in the U.S. and/or other countries.

The registered trademark Linux is used pursuant to a sublicense from the Linux Foundation, the exclusive licensee of Linus Torvalds, owner of the mark on a world-wide basis.

Other company, product and service names may be trademarks or service marks of others.